

MYTHS AND UNSOLVED MYSTERIES OF THE TEXAS REVOLUTION

PRE-PROGRAM ACTIVITY

Social Studies TEKS:

3rd grade: 3.3(b), 3.5(c), 3.17(a)

4th grade: 4.3(a), 4.6(a), 4.21(a), 4.21(b), 4.21(c)

5th grade: 5.6(a), 5.21(a), 5.21(b), 5.21(c)

6th grade: 6.9(a), 6.19(a), 6.19(d),

7th grade: 7.2d, 7.2e, 7.3a, 7.3b, 7.3c, 7.20a, 7.20b, 7.20e

Objective:

The students will apply critical thinking skills to organize and use information acquired from a variety of valid sources, including electronic technology.

During this activity students will:

- analyze and interpret an online timeline
- create a map representative of the timeline
- identify important details and main ideas from the timeline to record information regarding significant events during the Texas Revolution

Students will use a web-based timeline to gather information and complete the map/event details worksheet about important locations during the Texas Revolution.

Materials needed:

- Pre-program student worksheet (1 per student)
- Map of Texas with these specific locations indicated (1 per pair, or 1 for teacher)
- Access to a computer for the web-based timeline (can be done in pairs)
- Colored pencils and a regular pencil

Warm-up:

Teacher will review with class how to access and use the online timeline. Explain that the titles of each section will help them locate the information they need.

Introduction:

The teacher will explain the directions and expectations for completing the activity. Discuss the important parts of a map (compass rose, key). Remind students to include these on their map. Use the included map to guide students in identifying the location of the events.

Activity:

Use the included map to guide students in identifying the location of the events. This can be completed as a whole group or by giving each pair of students a copy as a guide. Direct students to the following website:

<https://www.thestoryoftexas.com/discover/texas-history-timeline>

Students will explore the timeline of events and identify the main idea and supporting details that explain the importance of each event. They will then record this information in their own words into the correct box on the worksheet. Next to the information, they will draw an illustration that supports the information provided.

Once the boxes are completed, students will complete the map portion of the activity. Students will draw a compass rose and a key in the correct area of the map. They will use the key to mark the location of each battle or event on their map.



Important Places of the Texas Revolution

Directions: Write a description of the events at each location in the first column. Draw a picture to illustrate the event in the box next to your description. Create your own key to indicate the location of each event on the map.



KEY

Gonzales--

Alamo--

Goliad--

Washington on the Brazos--

San Jacinto--

Gonzales

Alamo

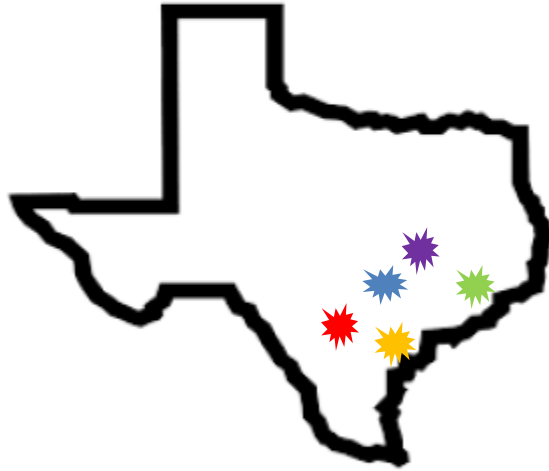
Goliad

Washington on the Brazos


San Jacinto


Important Places of the Texas Revolution **Key**


Directions: Write a description of the events at each location in the first column. Draw a picture to illustrate the event in the box next to your description. Create your own key to indicate the location of each event on the map.





KEY

Gonzales-- 

Alamo-- 

Goliad-- 

Washington on the Brazos-- 

San Jacinto-- 

Gonzales

The Texans at Gonzales refused to return a small cannon to the Mexican authorities. They fired the cannon and this was the first shot of the Texas Revolution.

Student will draw an illustration here

Alamo

On March 6, Santa Anna led an attack on the Alamo. Texans fought but were defeated and killed in the attack.

Student will draw an illustration here

Goliad

In Goliad, James Fannin and his soldiers fought Santa Anna at the Battle of Coleto Creek. They surrendered and were executed.

Student will draw an illustration here

Washington on the Brazos

Delegates held a convention and drafted the Texas Declaration of Independence and adopted it on March 2, 1836.

Student will draw an illustration here

San Jacinto

Even though he was outnumbered and facing impossible odds, Sam Houston and his army attacked Santa Anna and his forces and won.

Student will draw an illustration here